

P R E F A C E

This volume of Budget 2024-25, “Telangana Budget in Brief” provides an overview of the budget proposals of the Government for the year.

Statistical tables and graphs are provided in the book to highlight the salient features of the Budget 2024-25.

C O N T E N T S

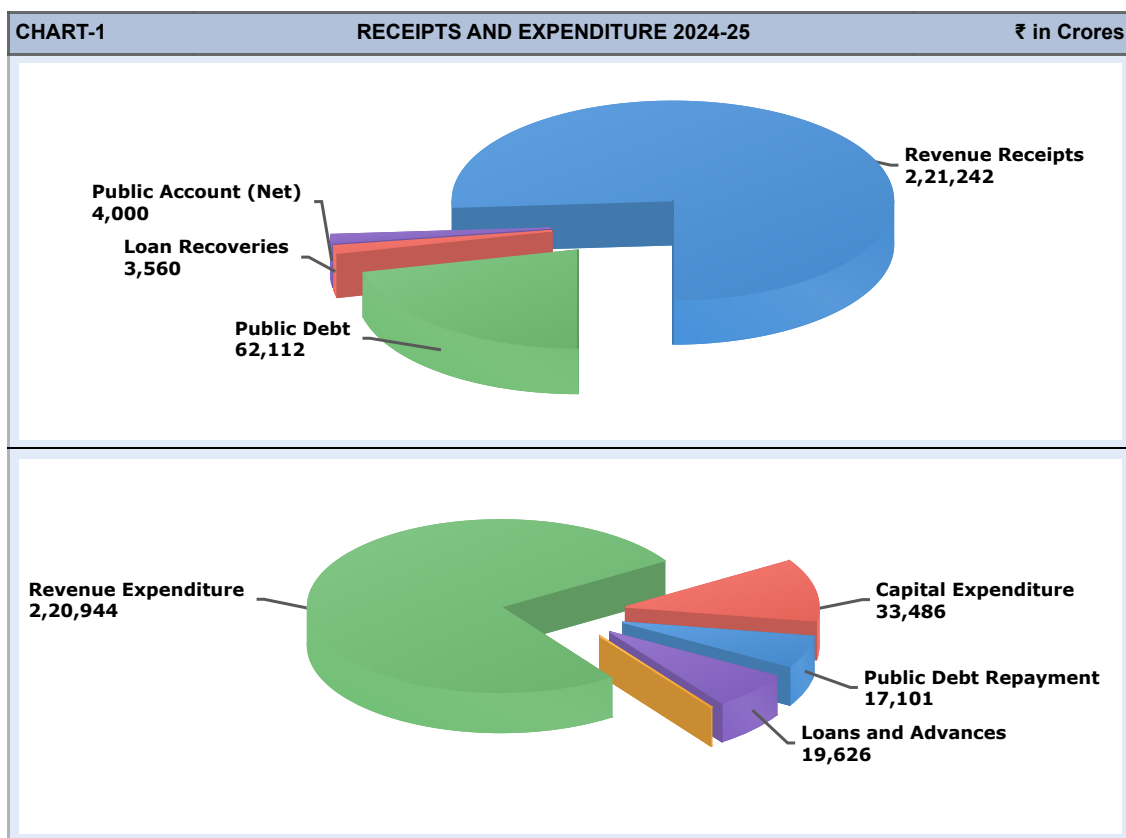
S.No	TABLE AND CHARTS	Page.No
OVERVIEW OF BUDGET		
1	Telangana Budget at a Glance 2024-25	4
2	Overall Budgetary position	5
3	Revenue Account Receipts and Expenditure	6
4	Revenue and expenditure of the State	7
ANALYSIS OF BUDGET TRENDS		
5	Trends in Revenue Receipts	8
6	Trends in Revenue Expenditure	9
7	Public Debt Outstanding	10
ALLOCATION TO IMPORTANT SECTORS IN STATE BUDGET		
8	Power Sector	11
9	Irrigation Sector	12
DETAILS OF RECEIPTS		
10	An Analysis of Revenue Receipts	13

Telangana Budget at a Glance 2024-25

₹ in Crores				
Particulars	Accounts 2022-23	BE 2023-24	RE 2023-24	BE 2024-25
(1)	(2)	(3)	(4)	(5)
I Opening Balance	63.83	336.86	34.79	-4,886.57
II Revenue Receipts	1,59,350.29	2,16,566.97	1,69,089.59	2,21,242.23
1 State Share in Central Taxes	19,668.15	21,470.84	23,742.04	26,216.38
2 Tax Revenue	1,06,948.94	1,31,028.65	1,11,798.14	1,38,181.26
3 Non Tax Revenue	19,553.99	22,808.31	23,819.50	35,208.44
4 Grants-in-aid	13,179.21	41,259.17	9,729.91	21,636.15
III Capital Receipts	45,143.40	55,277.68	57,006.25	69,572.48
5 Open Market Loans	40,150.00	40,615.68	49,618.00	57,112.48
6 Floating Debt(Net)	0.00	0.00	0.00	0.00
7 Loans from the GOI	2,500.98	4,102.00	1,948.34	3,900.00
8 Other Loans	1,409.98	1,500.00	910.22	1,000.00
9 Deposits Transactions etc.(Net)	453.56	4,000.00	4,500.00	4,000.00
10 Loans and Advances	628.84	5,060.00	35.97	3,560.00
11 Other Receipts (Loans showed in GOI Books GST Compensation)	0.00	0	0	0
12 Contingency Fund Net	0.05	0.00	-6.28	0.00
13 Interstate Settlement	0.00	17,828.00	0.00	0.00
IV Total Receipts (II+III+13)	2,04,493.69	2,89,672.65	2,26,095.84	2,90,814.71
V Revenue Expenditure	1,53,406.65	2,11,685.23	1,67,384.69	2,20,944.81
14 Of which Interest Payments	21,821.21	22,407.67	23,337.40	17,729.77
VI Capital Expenditure	17,880.58	37,524.70	44,252.68	33,486.50
VII Loans and Advances	21,248.41	28,479.98	6,860.77	19,626.32
VIII Capital Disbursements(15 to 18)	11,987.09	12,606.09	12,519.05	17,001.37
15 Public Debt Repayment	8,336.00	9,341.17	9,341.17	13,117.60
16 Loans Form GOI	515.73	427.16	324.70	397.66
17 Other Loans	3,135.36	2,837.76	2,852.93	3,486.10
18 Interstate Settlement	0.00	0.00	0.24	0.00
IX Total Expenditure	2,04,522.73	2,90,296.00	2,31,017.19	2,91,059.00
X Overall Transactions(IV – IX)	-29.04	-623.35	-4,921.36	-244.29
XI Closing Balance(I + X)	34.79	-286.49	-4,886.57	-5,130.86
XII Revenue Surplus(II – V)	5,943.64	4,881.74	1,704.89	297.42
XIII Fiscal Deficit(XII - VI - VII + 10 - 13 -18)	32,556.51	38,234.94	49,372.84	49,255.41
XIV Primary Deficit(XIII - 14)	10,735.29	15,827.27	26,035.44	31,525.63

Overall Budgetary Position 2024-25

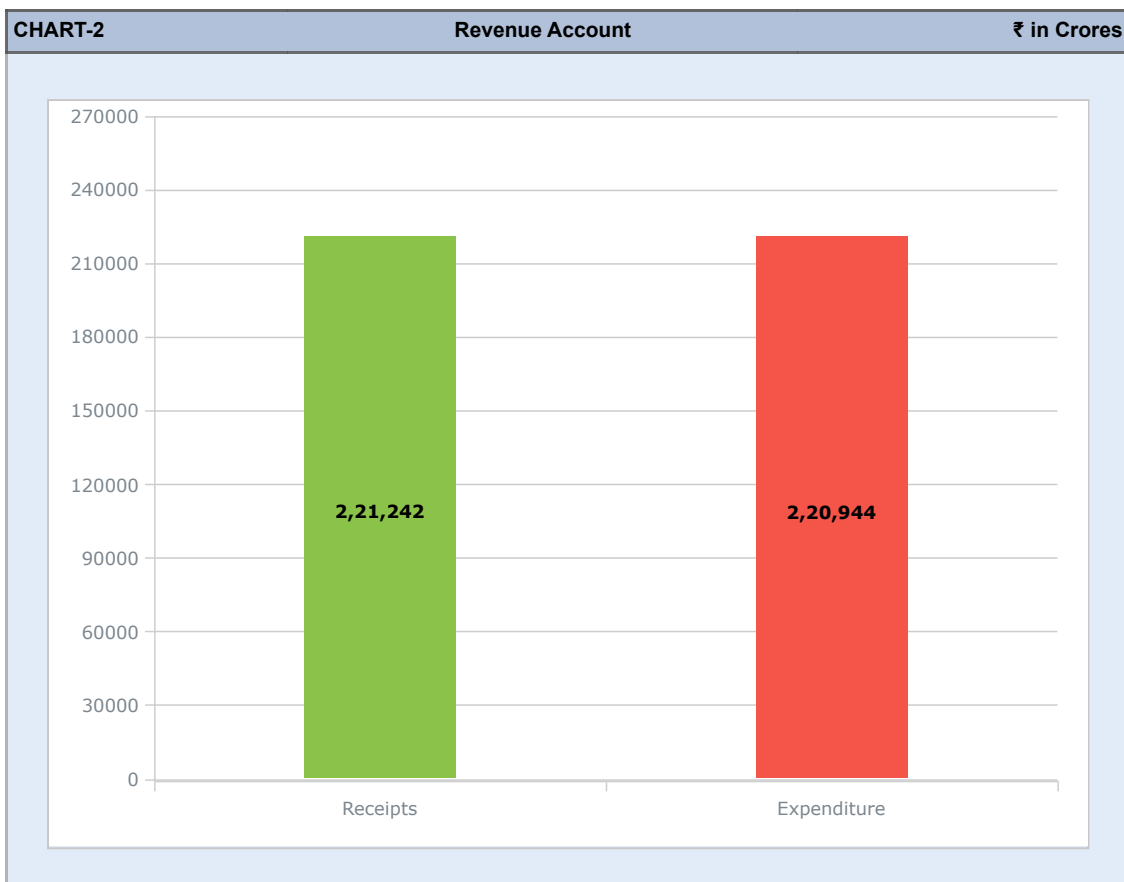
TABLE - 1	₹ in Crores
Revenue Receipts	2,21,242.23
Public Debt	62,112.480
Loan Recoveries	3,560.00
Public Account (Net)	4,000.00
Interstate Settlement	0.00
Total Receipts	2,90,914.71
Revenue Expenditure	2,20,944.81
Capital Expenditure	33,486.50
Public Debt Repayment	17,101.37
Loans and Advances	19,626.32
Total Expenditure	2,91,159.00
Net-Deficit (-)	-244.29



Revenue Account Receipts and Expenditure

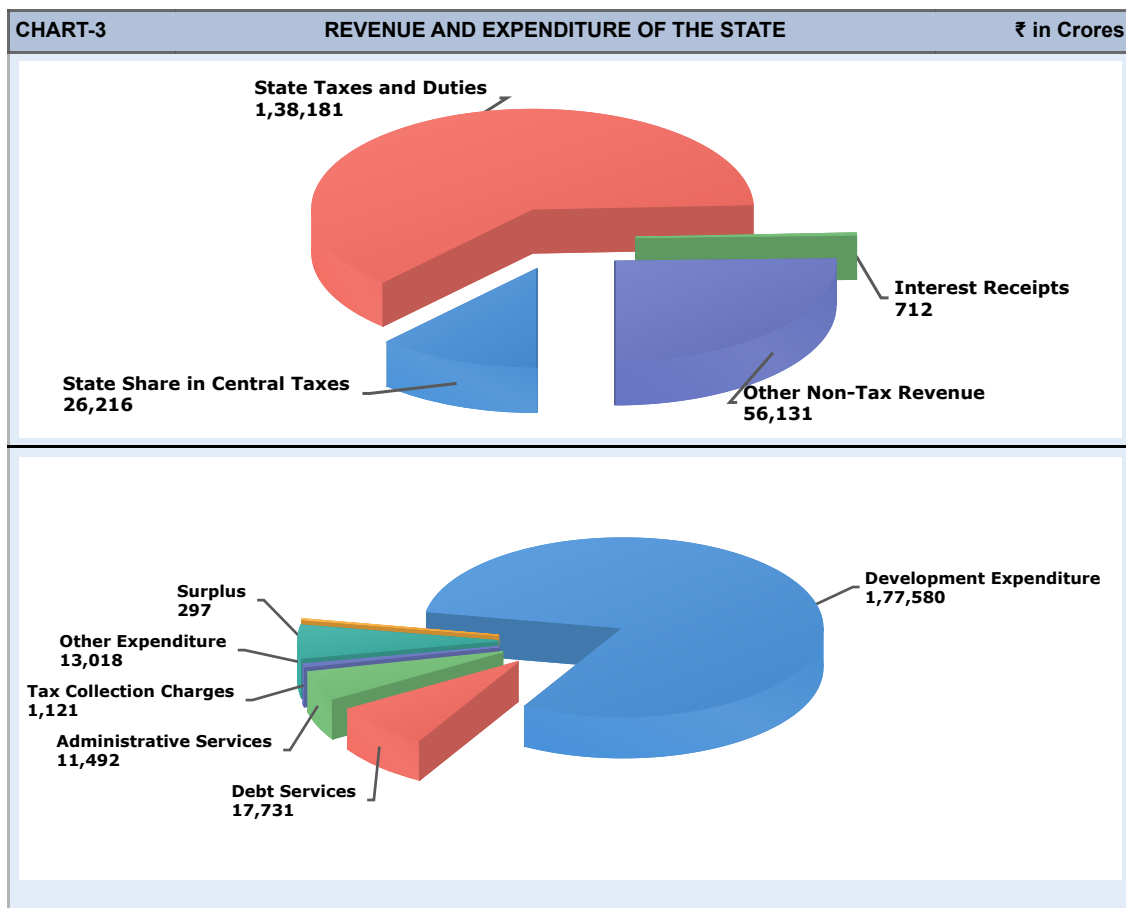
The Receipts on revenue Account during the year 2024-25 are estimated at 2,21,242.23 Crores and the expenditure is estimated to be 2,20,944.81 Crores. The Estimate for 2024-25 reveals a Revenue Surplus (+) of 297.42 Crores

TABLE - 2				₹ in Crores
Particulars	Accounts 2022-23	Revised Estimate 2023-24	Budget Estimate 2024-25	
1	2	3	4	
Revenue Receipts	1,59,350.29	1,69,089.59	2,21,242.23	
Revenue Expenditure	1,53,406.65	1,67,384.69	2,20,944.81	
Surplus(+)	5,943.64	1,704.89	297.42	



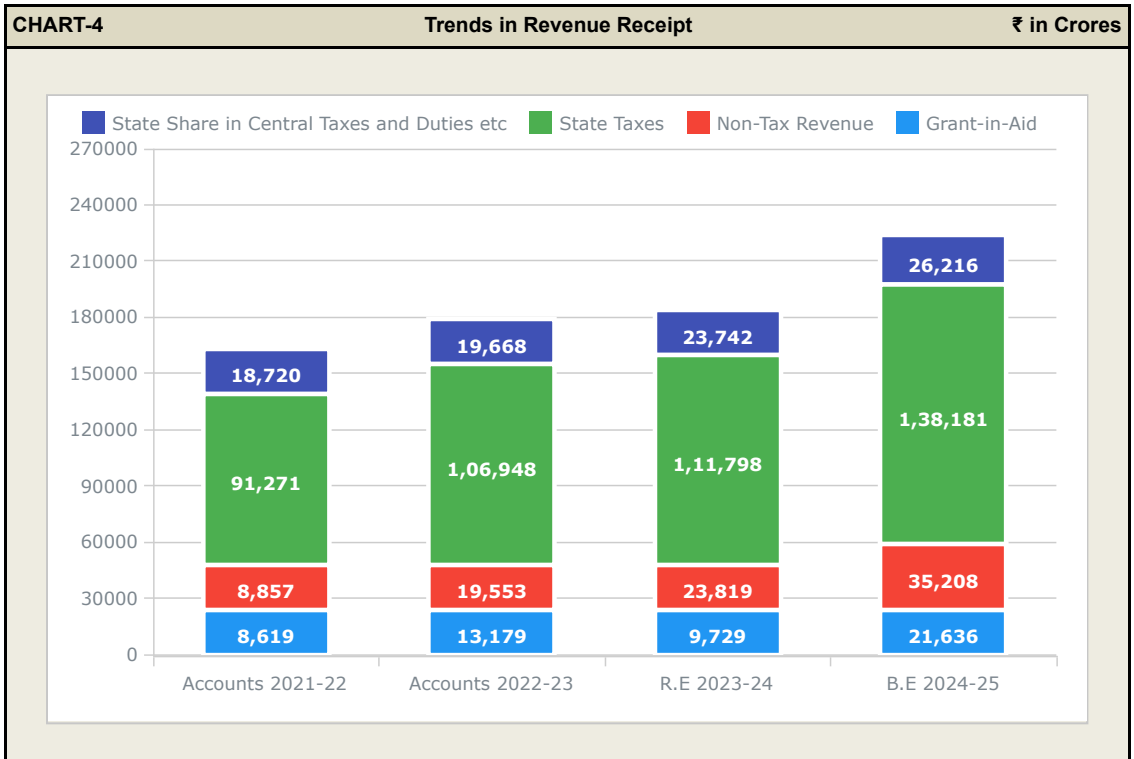
Revenue and Expenditure of the State

TABLE - 3			₹ in Crores
Receipts		Expenditure	
Taxes and Duties		Development Expenditure	1,77,580.90
State Share in Central Taxes	26,216.38	Debt Services	17,731.02
State Taxes and Duties	1,38,181.26	Administrative Services	11,492.35
Non-Tax Revenue		Tax Collection Charges	1,121.76
Interest Receipts	712.79	Other Expenditure	13,018.78
Other Non-Tax Revenue (Including Grant-in-aid from Central)	56,131.80		
Total	2,21,242.23	Total	2,20,944.81
Deficit	0.00	Surplus	297.42
Grand Total	2,21,242.23	Grand Total	2,21,242.23



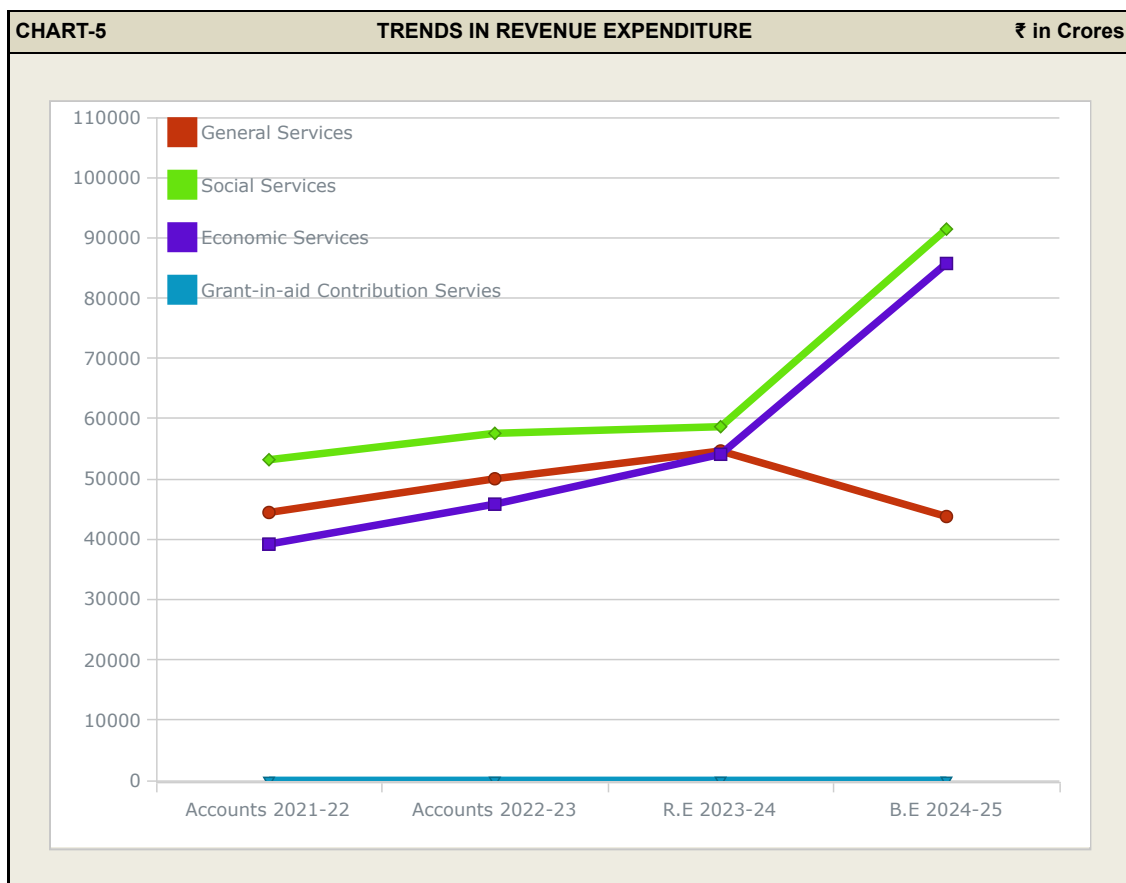
Trends in Revenue Receipts

Particulars		Accounts 2021-22	Accounts 2022-23	R.E 2023-24	B.E 2024-25
1	Taxes & Duties	1,09,991.96	1,26,617.09	1,35,540.18	1,64,397.64
I	State Share in Central Taxes and Duties etc.	18,720.54	19,668.15	23,742.04	26,216.38
II	State Taxes	91,271.42	1,06,948.94	1,11,798.14	1,38,181.26
A	Land Revenue	0.26	0.27	0.35	11.20
B	Taxes on Sales, Trade	55,890.70	65,852.62	69,284.60	84,211.93
C	State Excise	17,482.19	18,470.45	20,298.89	25,617.53
D	Others	17,898.27	22,625.60	22,214.30	28,340.61
2	Non-Tax Revenue	8,857.42	19,553.99	23,819.50	35,208.44
3.	Grant-in-aid	8,619.26	13,179.21	9,729.91	21,636.15
Total		1,27,468.63	1,59,350.29	1,69,089.59	2,21,242.23



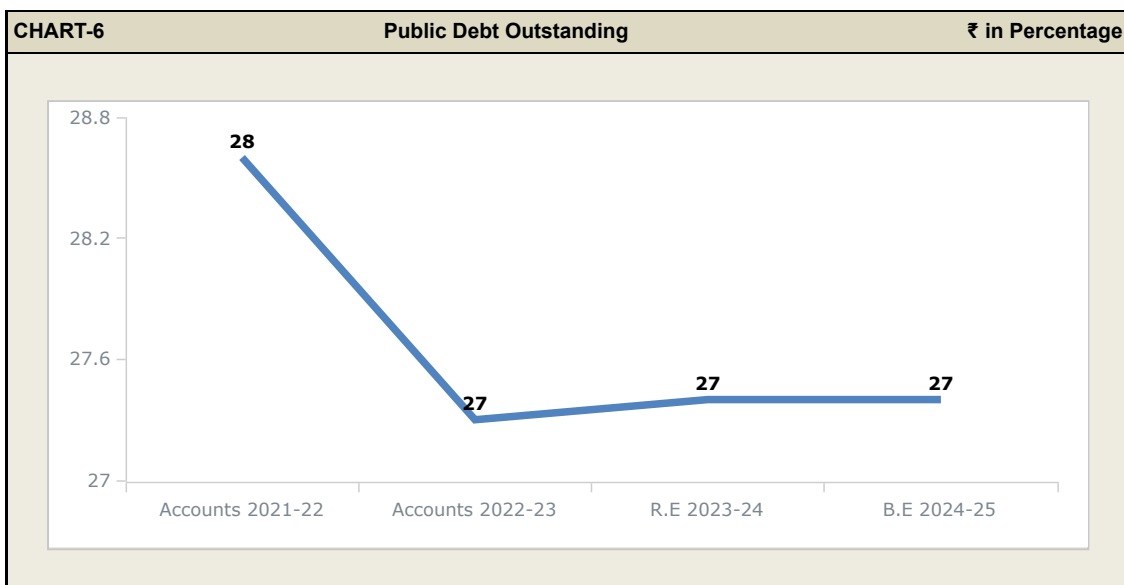
Trends in Revenue Expenditure

TABLE - 5					₹ in Crores
Particulars	Accounts 2021-22	Accounts 2022-23	R.E 2023-24	B.E 2024-25	
1	2	3	4	5	
General Services	44,432.80	50,024.61	54,635.24	43,761.27	
Tax Collection	955.70	1,048.85	1,129.62	1,121.76	
Administrative Services	9,548.44	10,260.85	11,290.82	11,492.35	
Others	33,928.66	38,714.91	42,214.79	31,147.17	
Social Services	53,181.14	57,564.18	58,662.50	91,437.23	
Economic Services	39,189.49	45,817.86	54,086.96	85,736.21	
Grants-in-aid and Contribution	0.00	0.00	0.00	10.10	
Total	1,36,803.43	1,53,406.65	1,67,384.69	2,20,944.81	



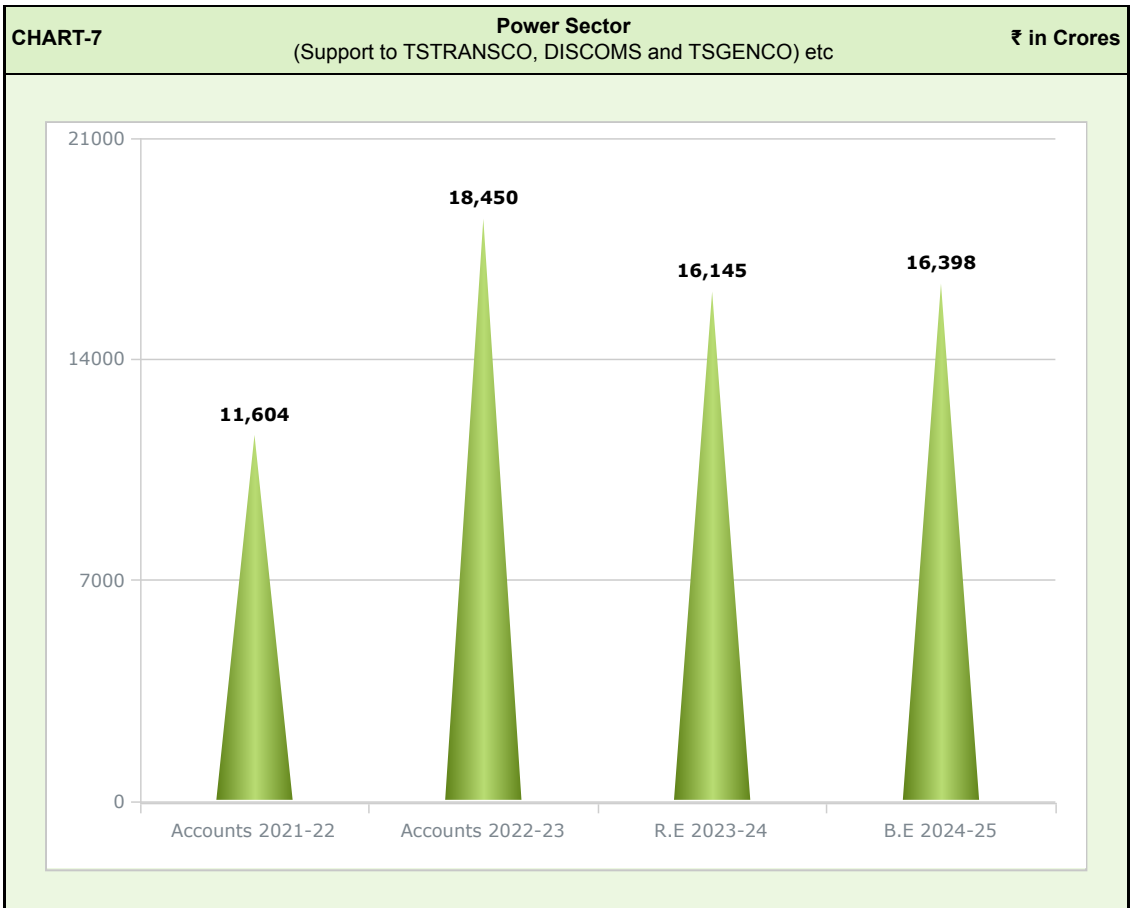
Public Debt Outstanding (FRBM Loans)

Year	Open Market Loans	Loans From Central Govt.	Loans From Autonomous bodies, etc.	Special Securities (Small Savings) & Provident Fund, etc.	Reserve Funds and Deposits	Total	Percentage of GSDP
Accounts 2021-22	2,42,455	14,448	14,208	19,290	31,210	3,21,612	28.6%
Accounts 2022-23	2,74,269	16,434	13,310	20,512	31,962	3,56,486	27.3%
R.E 2023-24	3,14,546	18,057	13,095	20,673	35,473	4,01,844	27.4%
B.E 2024-25	3,58,541	21,559	11,098	20,162	39,558	4,50,918	27.4%



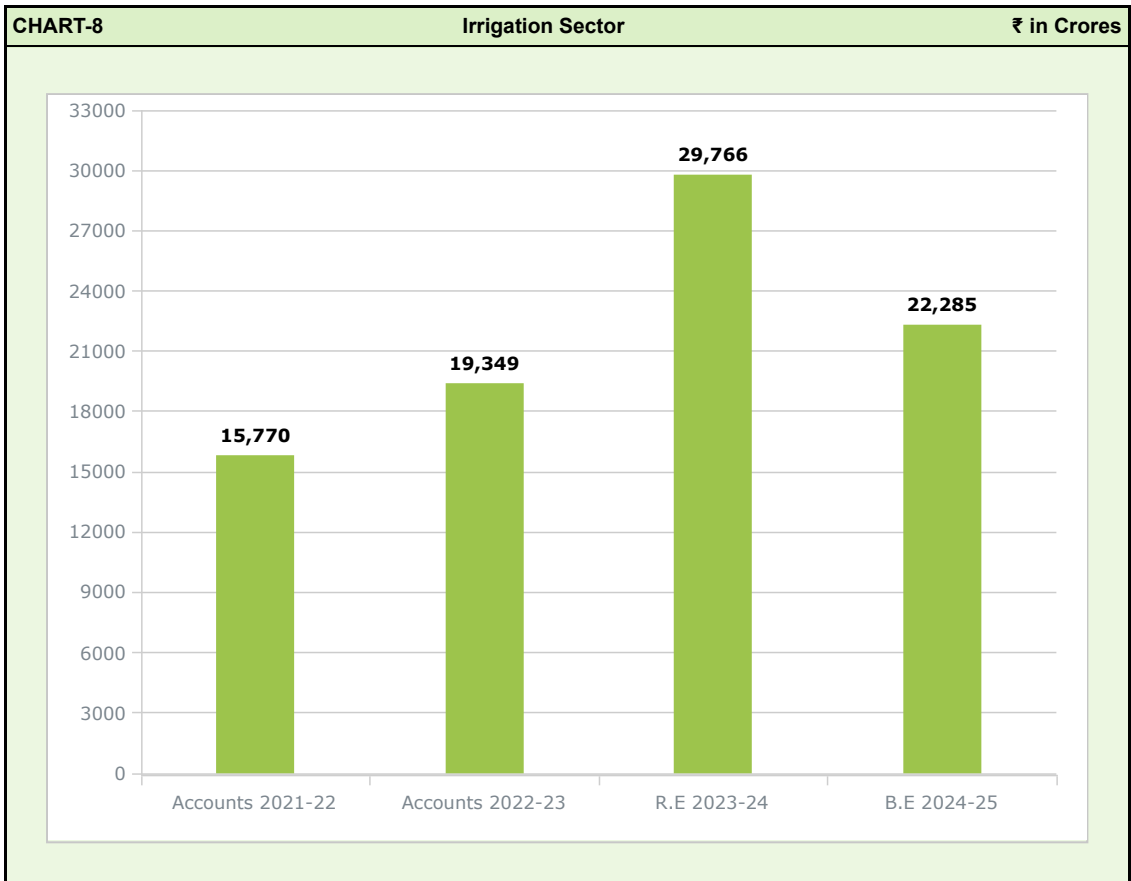
Power Sector (Support to TSTRANSCO, DISCOMS and TSGENCO) etc

TABLE - 7		₹ in Crores
YEAR	Amount	
Accounts 2021-2022	11,604.96	
Accounts 2022-2023	18,450.42	
R.E 2023-2024	16,145.44	
B.E 2024-2025	16,398.16	



Irrigation Sector

Particulars	Accounts 2021-22	Accounts 2022-23	R.E 2023-24	B.E 2024-25
Major & Medium Irrigation	14,342.16	18,622.04	29,438.52	21,081.82
Minor Irrigation	1,410.55	708.87	308.17	892.39
C.A.D	12.61	16.22	18.23	28.59
Flood Control and Drainage	5.34	2.11	1.67	282.24
Total	15,770.65	19,349.24	29,766.60	22,285.03



An Analysis of Revenue Receipts

TABLE - 9		₹ in Crores			
	Particulars	Accounts 2021-22	Accounts 2022-23	R.E 2023-24	B.E 2024-25
I	State Share in Central Taxes.(Income Tax, Union Excise Duties Additional Duties of Excise and Estate Duty)	18,720.54	19,668.15	23,742.04	26,216.38
II	Taxes on Income and Expenditure	586.96	721.53	810.98	900.00
	Other Taxes on Income and Expenditure	586.96	721.53	810.98	900.00
III	Taxes on Property	12,373.63	14,228.48	14,297.65	18,244.81
	Land Revenue	0.26	0.27	0.35	11.20
	Stamps and Registration Fees	12,372.73	14,228.18	14,295.56	18,228.82
	Taxes on Immovable Property other than Agricultural Land	0.64	0.03	1.74	4.80
IV	Taxes on Commodities	49,393.92	55,750.51	57,394.46	68,273.73
	State Excise	17,482.19	18,470.45	20,298.89	25,617.53
	Taxes on Sales, Trade etc.,	26,973.83	29,604.21	29,989.55	33,449.21
	Taxes on Vehicles	4,380.61	6,736.91	7,094.82	8,477.93
	Taxes on Goods and Passengers	7.64	27.18	-7.67	9.91
	Taxes and Duties on Electricity	547.51	886.41	17.11	715.50
	Other Taxes and Duties	2.13	25.35	1.76	3.65
V	Non-Tax Revenue	8,857.42	19,553.99	23,819.50	35,208.44
	Interest Receipts, Dividends	72.28	345.70	143.80	825.19
	General Services	4,224.18	10,128.58	16,852.96	25,817.84
	Social Services	2,093.15	772.42	1,050.08	1,573.73
	Economic Services	2,467.81	8,307.30	5,772.67	6,991.68
VI	Grants-in-Aid and contributions	8,619.26	13,179.21	9,729.91	21,636.15

